



US00D424374S

United States Patent [19] Stein

[11] Patent Number: **Des. 424,374**

[45] Date of Patent: **** May 9, 2000**

[54] **IGNITER**

D. 410,363 6/1999 Tubby et al. D7/416
D. 410,819 6/1999 Hsu D7/416

[75] Inventor: **Matthew Stein**, Truckee, Calif.

Primary Examiner—M. N. Pandozzi
Attorney, Agent, or Firm—Loeb & Loeb LLP

[73] Assignee: **Duraflame, Inc.**, Stockton, Calif.

[**] Term: **14 Years**

[57] CLAIM

[21] Appl. No.: **29/105,352**

The ornamental design for an igniter, as shown and described.

[22] Filed: **May 21, 1999**

DESCRIPTION

[51] **LOC (7) Cl.** **07-99**

FIG. 1 is a top perspective view of a the igniter showing my new design.

[52] **U.S. Cl.** **D7/416**

FIG. 2 is a front elevational view thereof;

[58] **Field of Search** D7/416, 417; 126/25 B,
126/409; 431/13; D27/139, 154, 131

FIG. 3 is a top elevational view thereof;

FIG. 4 is a rear elevational view thereof;

FIG. 5 is a bottom elevational view thereof;

FIG. 6 is a left perspective view thereof; and,

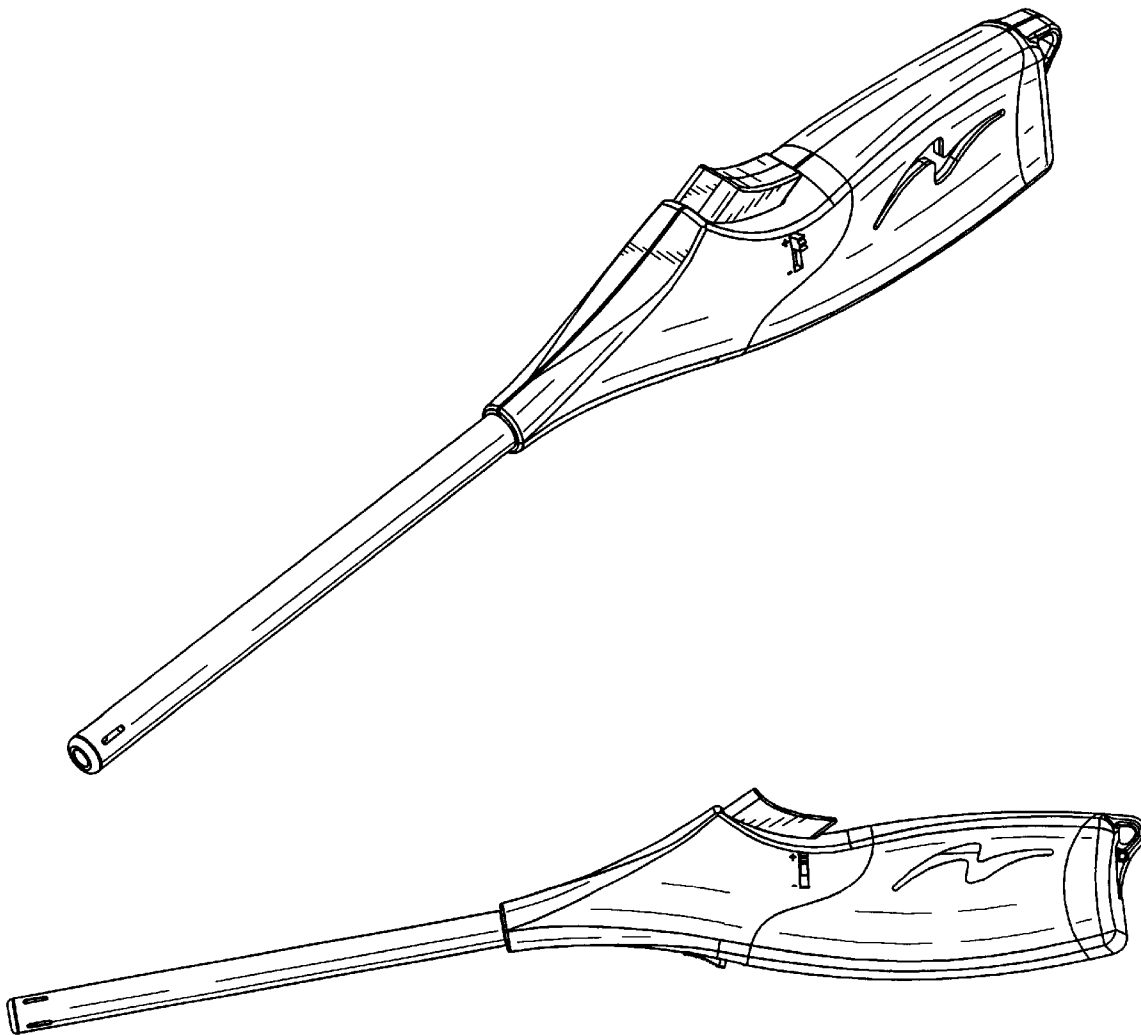
FIG. 7 is a right perspective view thereof.

[56] References Cited

U.S. PATENT DOCUMENTS

D. 389,699 1/1998 Hsu D7/416
D. 390,749 2/1998 Ferrara, Jr. D7/416

1 Claim, 2 Drawing Sheets



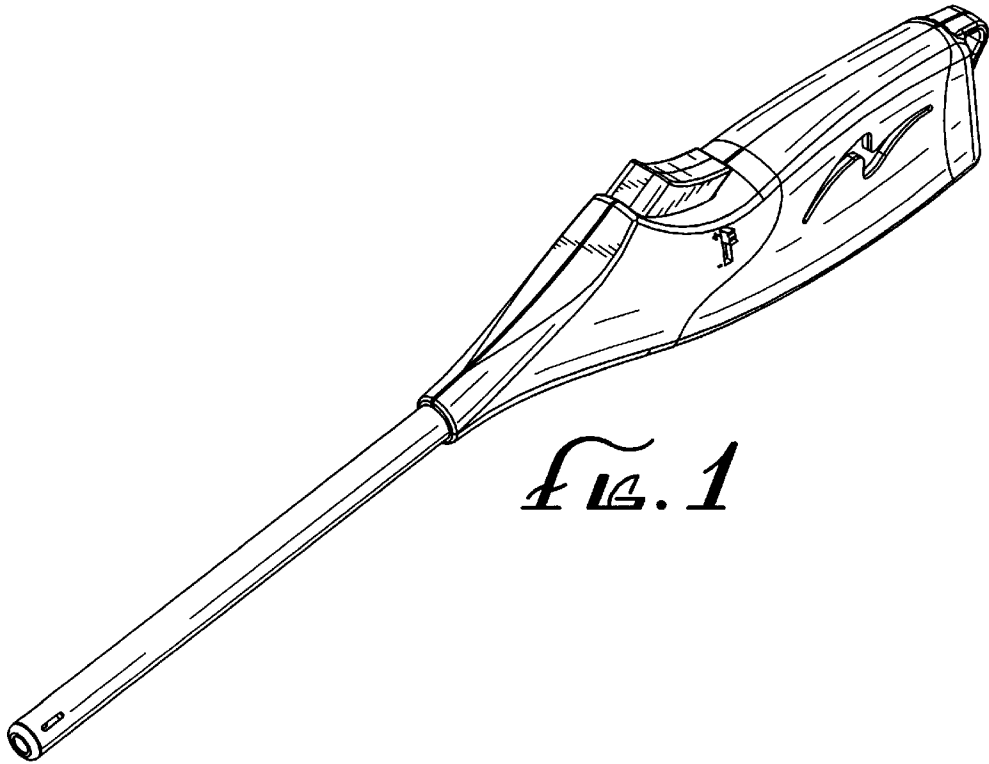


FIG. 1




FIG. 2

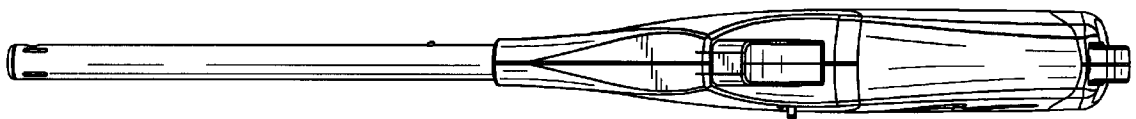


FIG. 3



FIG. 4



FIG. 5



FIG. 6

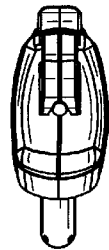


FIG. 7