



US00D366384S

United States Patent [19] Stein

[11] Patent Number: **Des. 366,384**

[45] Date of Patent: ****Jan. 23, 1996**

[54] **PEDESTAL MOUNTED DRINKING FOUNTAIN**

3,734,408 5/1973 Wright D39/29
4,600,148 7/1986 Raymer et al. D7/304 X

[75] Inventor: **Matthew I. Stein**, Truckee, Calif.

[73] Assignee: **Haws Company**, Sparks, Nev.

[**] Term: **14 Years**

[21] Appl. No.: **29,008**

[22] Filed: **Sep. 27, 1994**

Related U.S. Application Data

[62] Division of Ser. No. 9,656, Jun. 21, 1993, Pat. No. Des. 356,229.

[52] U.S. Cl. **D7/304**

[58] Field of Search D7/304, 300, 305,
D7/213, 306, 307, 308; D23/201; 239/24,
28, 29, 29.5

[56] References Cited

U.S. PATENT DOCUMENTS

D. 217,401 4/1970 Lazzo, III D7/304
D. 223,782 6/1972 Wright D7/304
D. 343,336 1/1994 Windenburg et al. D7/304
3,620,452 11/1971 Wood, Jr. D7/304 X

OTHER PUBLICATIONS

WT Series Fountain W Side-Mounted Fountain Halsey Taylor Catalog.

Primary Examiner—Alan P. Douglas
Assistant Examiner—M. N. Pandozzi
Attorney, Agent, or Firm—Kelly Bauersfeld & Lowry

[57] CLAIM

The ornamental design for a pedestal mounted drinking fountain, as shown and described.

DESCRIPTION

FIG. 1 is a perspective view showing the top, front and right sides of a pedestal mounted drinking fountain embodying my new design;

FIG. 2 is a right side elevational view thereof;

FIG. 3 is a rear elevational view thereof;

FIG. 4 is a front elevational view thereof;

FIG. 5 is a left side elevational view thereof;

FIG. 6 is a top plan view thereof; and,

FIG. 7 is a bottom plan view thereof.

1 Claim, 3 Drawing Sheets

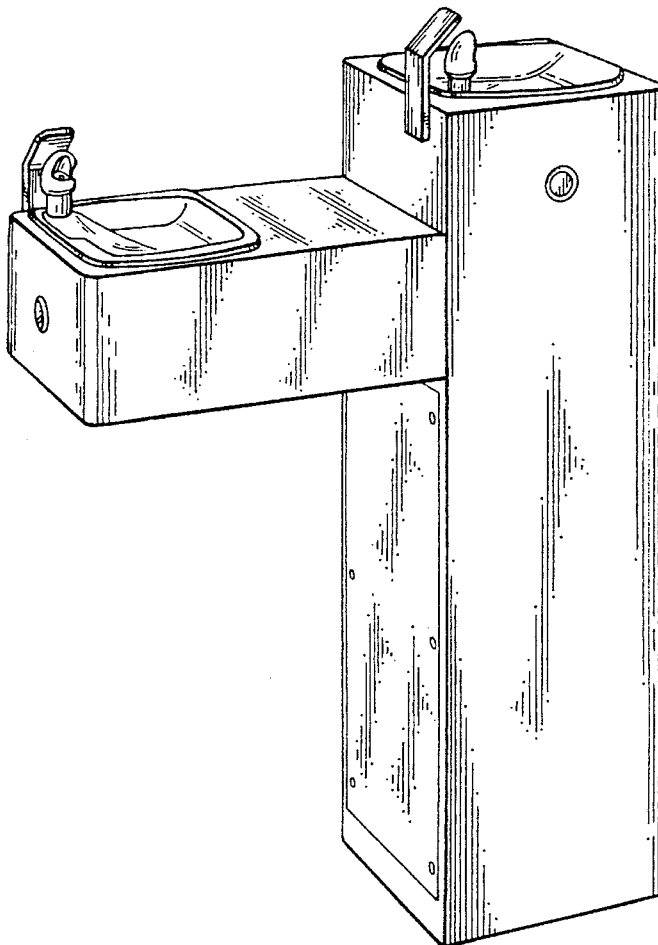


FIG. 1

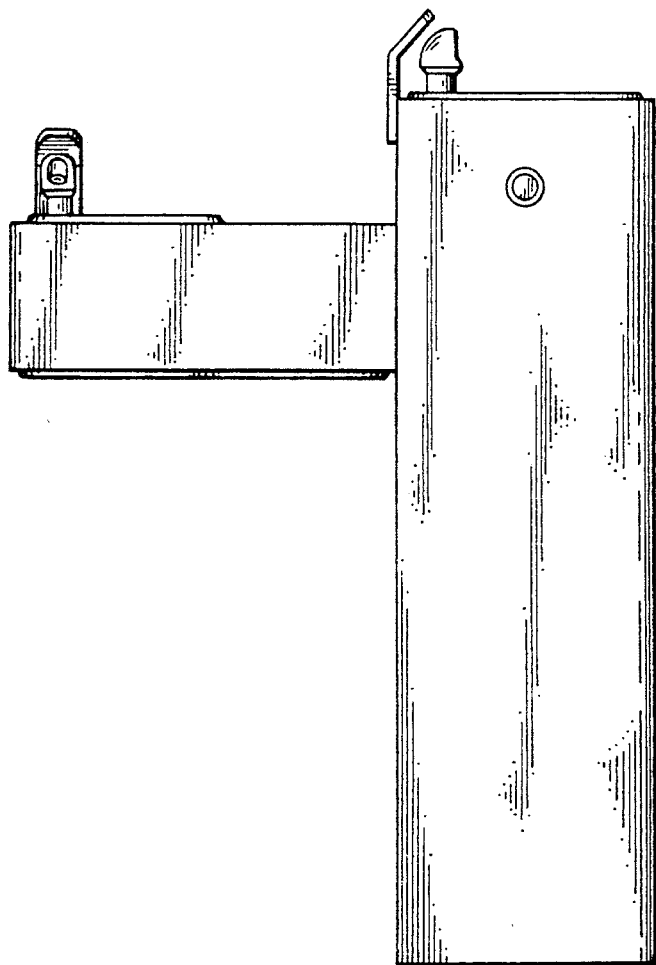
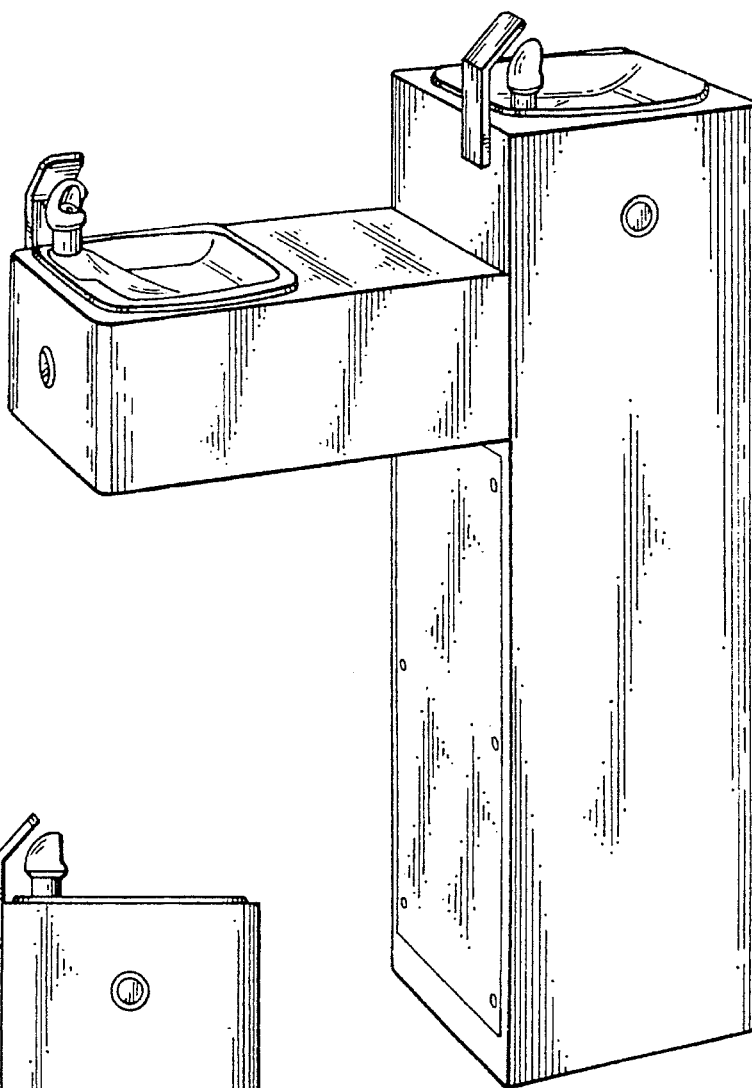


FIG. 2

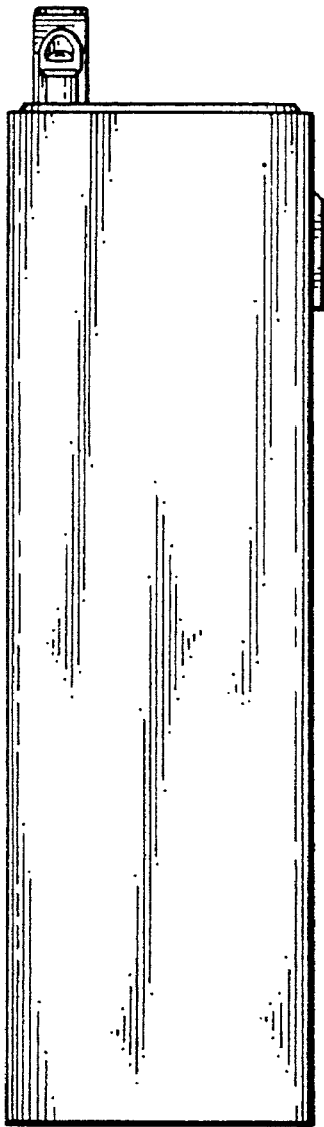


FIG. 3

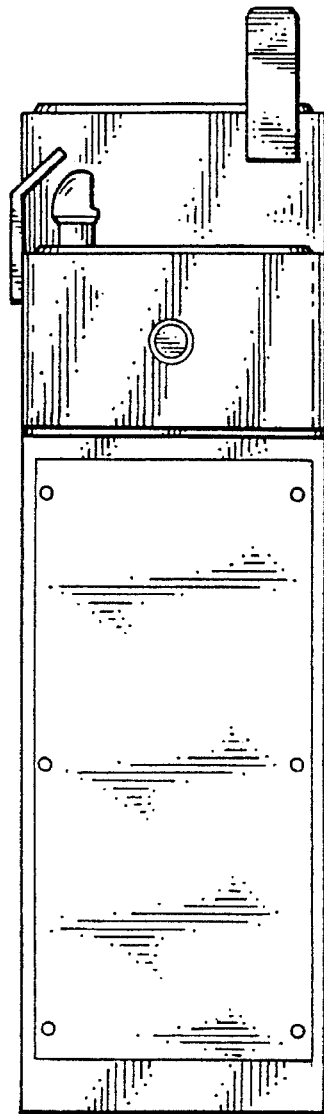


FIG. 4

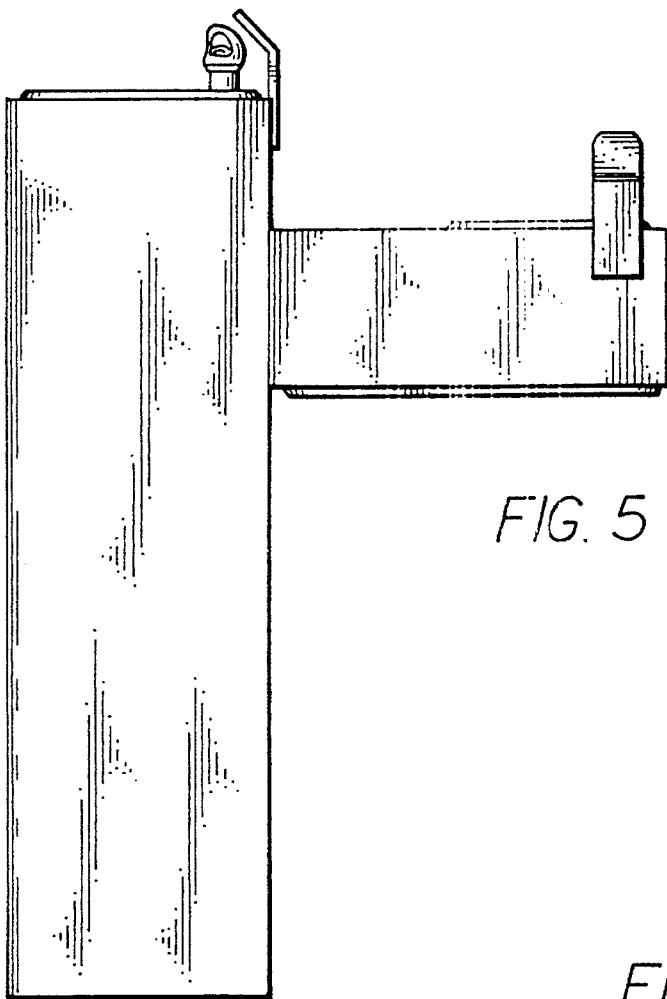


FIG. 5

FIG. 6

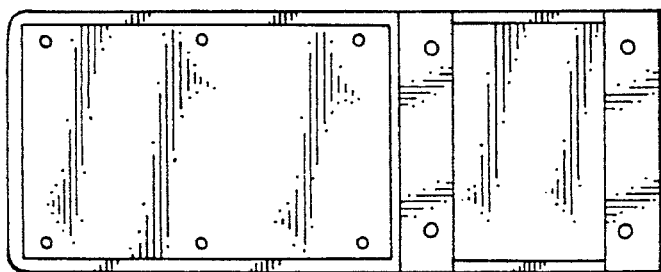
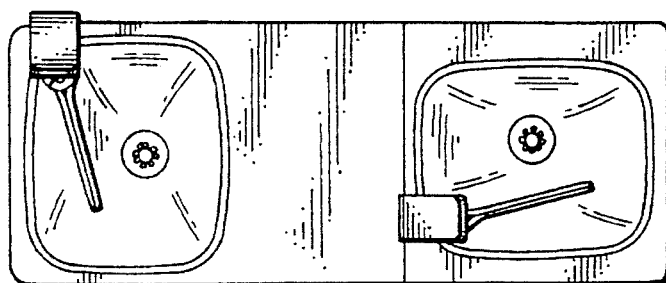


FIG. 7